



The Door to Quality.

5250-51

ALL-STEEL CARRIAGE HOUSE DOOR




www.chiohd.com

C.H.I. OVERHEAD DOORS



Pictured. 2, 8' x 7' 5251 almond doors with optional stockton windows and stamped hardware



8' x 7' 5250 white with optional arched madison window inserts

MODEL 5250 Uninsulated

MODEL 5251 Insulated

- Tough 25-gauge draw quality steel in a pan-type product
- 1-3/8" polystyrene insulation, with a vinyl back cover
- Heavy-duty 16-gauge hinges with "wide body" pattern for greater stability and longer life
- Long-lasting durable rollers assure consistent, efficient operation
- Optional Appearance Package⁹ upgrade available
- 1-set of stamped decorative hardware is standard for all doors. Optional Wrought Iron designs replicate an old-world look
- Glazing options include standard glass and glue chip glass with five optional insert designs
- Inside stiles are made of galvanized steel and stile holes are "dimpled" for increased holding power
- Extra heavy paint system² available in white, almond or sandstone
- **Model 5251** ASHRAE Calculated R-value¹: 6.85
- Patented design

For additional information, please see numbered footnotes on backside.

This model also available in



The 5250 all-steel Carriage House door adds an additional option to the 5200 series. It combines the beauty and elegance of C.H.I.'s premier Carriage House models with the value of a pan-style door. Deeply embossed 25-gauge steel provides the traditional look of wood, and several window and color options make the 5250 an attractive yet economic choice from C.H.I.

CHARMING. PRACTICAL.

FEATURES

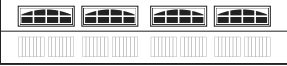



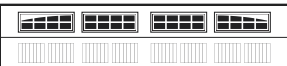
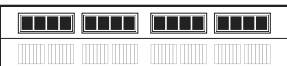
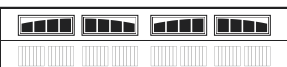

WINDOW & GLASS OPTIONS

Add a touch of elegance to the outside of your home with the addition of decorative window & glass options from C.H.I. Our glass options are designed to enhance the natural beauty of your exterior while adding to the value of your home.





The Door to Quality.



STANDARD WINDOW DESIGN TRIMS


Cascade

Stockton

2-2 Piece Arched Stockton

3 Piece Arched Stockton

4 Piece Arched Stockton
Madison

2-2 Piece Arched Madison

3 Piece Arched Madison

4 Piece Arched Madison


HARDWARE STAMPED


Hinge

Handles




WROUGHT IRON


Hinge

Handles

OUTSIDE LOCK



DESIGNER LITES[®]


Glue Chip

Plain

Fig. 1

All Designer Lites are either transparent or semi-transparent.

COLOR SELECTIONS⁵



APPEARANCE AND ENDURANCE PACKAGES

Appearance Package. All hardware (excluding drums, springs and cables), track, struts and torsion shaft powder coated white. White 10 ball nylon rollers included.

VISIT YOUR DOOR PROFESSIONAL AT:

C.H.I. Overhead Doors are manufactured in Arthur, Illinois, USA.

FOOTNOTES

- C.H.I. Overhead Doors calculates R-value based on the American Society of Heating, Refrigerating, and Air-Conditioning Engineers (ASHRAE) standards of measurement. This means that C.H.I. doors have met ASHRAE criteria for determining the effectiveness of insulation.
- Extra heavy paint system consists of .25 mil. primer with rust inhibitor and a .75 mil. coating of baked-on polyester paint.
- Appearance Packages are standard white, custom colors are available at an extra charge.
- All designer lites are either transparent or semi-transparent. For all available window options, please see our Glass Option Brochure, or visit your C.H.I. Overhead Doors Distributor.
- Refer to samples at your local C.H.I. Overhead Doors Distributor for exact color match.

All information presented is based on the specifications and features available at the time of printing and is subject to change without notice.

DOOR CONSTRUCTION

These models utilize 25-gauge exterior steel skin with 1-3/8" thick polystyrene foam insulation with a vinyl back cover.

5251R value¹ - 6.85



WINDBREAKER SERIES

Wind can be unpredictable and destructive, which is why we developed our super-resilient Windbreaker Series. Windchamber-tested for increased wind-load resistance, this extra-sturdy series provides enhanced defense against the elements.