



### Commercial Gutter

Unique Gutter goes on before roof steel. Designed to eliminate worry of snow & ice slide. Larger to carry more water. Gutter Guard is available.

### Optional Thermax™ Insulation

Insulation and Condensation Control. Fire Rated Insulation.



### Commercial Rake and Gutter

Buildings Standard with R.C. Rake and Gutter. More attractive than plain trim used by others. Gives the appearance of a 6" overhang.

### Downspout

Same Color as Siding.

### Trim Package

Trim available in all colors. Lengths up to 20' long eliminating splices.



### Optional Overhang

Specially Designed Trim Package

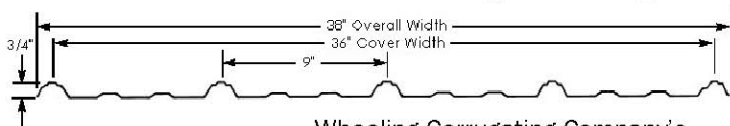


### Optional Boxed Overhang

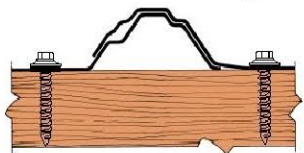
Specially Designed Trim Package

Bird tight seal at end of building.

### Steel Roofing and Siding



Advanced Product Design



Colored Screws Standard

Wheeling Corrugating Company's 29 Gauge Siding and Roofing Panels. Full-hard, high tensile, 100,000-plus psi steel holds up under heavy winds, snow loads, rain and work abuse. Premium, precision galvanizing adds uniform rust/corrosion protection. **40-year Warranty for Rust, 30-year for Fade-Chalk.** Wide assortment of durable colors ranging from bright contemporary colors to warm earth tones. All Wheeling Roofing and Siding is part of the Spectracote™ System, the most comprehensive, quality integrated manufacturing and paint finishing process in the industry.

*American Made Steel*



### Finished Interior

Wheeling Corrugating Liner Panel with 6" R-19 Fiberglass Insulated Sides and 9" R-30 Fiberglass Insulated Ceiling Double Framed Wall



### Limited Warranty

Lifetime Limited on Treated Timbers  
40 Years Rust  
30 Years Fade and Chalk  
40 Years Powder Coated Screws  
Life of Structure Snowload  
5 Years Roof Leak



### Cupola

Variety of sizes. Colors to match your building. Variety of weathervanes. Attractive source for additional ventilation.

### Optional Vented Closure Strips

For Continuous Ventilation.



### Dutch Door


Variety of colors available to match building. Jamb is formed from a single sheet of steel (no seams) for added strength and appearance. Heavy Duty Hinges are Extra Strong and Bolt into Door Panel.



### Sliding Door

Trim Colors to Match Building  
Optional Crossbucks

Easy rolling track guaranteed for life of building.



### C.H.I. Overhead Door

Variety of Sizes, Styles and Colors  
Optional Windows  
Optional Operators



### Porch Options

Decorative Post Trim  
Optional Wainscot  
Mansard

